



SCENIC HILLS
COUNTRY CLUB

•EST. 1958•

The Wedding of your Dreams

Golf Course | Country Club | Bar & Grill | Events



Call: (850) 476-0380 | www.scenic hills.com

The Perfect Location

Thank you for your inquiry regarding Scenic Hills Country Club hosting your wedding ceremony and reception.

Food prices vary depending on your exact requirements, but meals start at approximately \$25-30 per person. We are also happy to tailor the menu requirements to suit your needs, and can recreate family recipes to include if preferred.

We do allow outside food from a licensed caterer for an additional fee per person. Menu packages include tea, water, and coffee, and all children four and under are complimentary. We will be happy to provide a special price/meal for children aged 5-12 also. We charge a standard 22% gratuity on all catering, so don't forget to include that in your budgeting. Additionally, we assess a one-time fee of \$150 to utilize a credit/debit card for any/all event payments.

We have an indoor maximum capacity of approximately 150 people in the banquet room for Weddings.

Wedding Venue Pricing

2022

Monday thru Thursday: \$3,500

Friday & Sunday: \$4,000

Saturday: \$4,500

2023

Monday thru Thursday: \$4,000

Friday & Sunday: \$4,500

Saturday: \$5,000

Our venue reservation fee includes:

- Formal banquet room, lounge/bar for cocktail hour, outdoor pavilion (5-hour Duration)
- Ceremony chairs, reception tables & chairs
- Dance floor
- Tastings available upon request
- All setup & cleanup (not including decoration)
- Delicious custom-built menu with local fresh ingredients prepared by our culinary staff
- Head table or sweetheart table
- Cake table & cutting service
- DJ Table, gift table & guest sign-in table
- All necessary tableware & white table linens with napkins
- Use of our locker room facilities for the day
- Wedding coordinator services

We would need your deposit and a signed agreement, to ensure your preferred date! The venue fee and all other deposits are non-refundable.

Please feel welcome to come take a look at our facilities here at the clubhouse, or schedule an appointment with



SCENIC HILLS
COUNTRY CLUB

• EST. 1958 •

(850) 476-0380 | www.scenichills.com



The Perfect Location

Scenic Hills Country Club is THE perfect setting for weddings in the Pensacola area. Romantic indoor/outdoor settings with a vast array of culinary selections provide the backdrop for your perfect day! Every wedding, no matter how large or small is ALL ABOUT THE DETAILS... Flowers, food, music, and service staff; our On-Staff wedding coordinator will walk through every intimate detail and answer any questions or concerns you may have. Our incredible staff of trained professionals will make the entire experience simple and elegant while creating a wonderful memory for you during the whole process. Trust Scenic Hills with your magical day!



SCENIC HILLS
COUNTRY CLUB

•EST. 1958•

————— (850) 476-0380 | www.scenichills.com

Wedding Catering Options

Wedding Catering Options include Assorted Fruit & Cheese Display for Social Hour

Silver Buffet

Choice of One Entrée, Two Sides & One Salad. Served with Rolls, Tea & Water.

Gold Buffet

Choice of Two Entrée's, Two Sides & One Salad. Served with Rolls, Tea & Water.

Platinum Buffet

Choice of Two Entrée's, Three Sides & Two Salads. Served with Rolls, Tea & Water.

Buffet Entrée Options

Herb Roasted London Broil w/ Peppercorn Cream Sauce

Roasted Pork Loin w/ Orange Marmalade

Grilled Salmon w/ Lemon Dill Beurre Blanc

Herb Crusted Chicken Breast w/ Parmesan Cream Sauce

Grilled Mahi w/ Pineapple Salsa

Grilled Chicken Breast w/ Mushroom Cream Sauce

Roasted Chicken Breast w/ Marsala Wine Sauce

Oven Roasted Chicken Leg Quarters w/ Rosemary Jus

Petite Filet Medallions w/ Demi Glace **(Platinum Only)**

NOLA Style BBQ Shrimp **(Platinum Only)**

Grilled Beef Tips w/ Demi Glace **(Platinum Only)**



SCENIC HILLS
COUNTRY CLUB

•EST. 1958•

(850) 476-0380 | www.scenichills.com

Wedding Catering Options

Side Options

Roasted Red Potatoes
Garlic Mashed Potatoes
Scalloped Potatoes
Seasonal Vegetables
Green Beans w/ Caramelized Onions & Bacon
Honey Glazed Carrots
Green Bean Almandine
Sweet Potato Mash
Rice Pilaf
Grilled Asparagus
Broccoli & Cauliflower w/ Tarragon Butter

Salad Options

Mixed Green Salad
Caesar Salad
Greek Salad
Penne Pasta Salad
Tomato & Cucumber Salad
Spinach & Strawberry Salad



SCENIC HILLS
COUNTRY CLUB

•EST. 1958•

(850) 476-0380 | www.scenichills.com

Wedding Catering Options

Hot Appetizers

NOLA Barbequed Shrimp

Stuffed Mushroom Caps

Southern Fried Chicken Skewers w/ Honey Mustard

Petite Quiche

Spinach Spanakopita

Petite Crab Cakes w/ Remoulade

Crab Beignets w/ Remoulade Sauce

Fried Coconut Shrimp w/ Sweet Chili Sauce

Chicken Skewers w/ White BBQ Sauce

Assorted Meatballs

Vegetable Spring Rolls

Fried Ravioli w/ Marinara

Cold Appetizers

Tomato & Mozzarella Crostini with Basil Chiffonade

Caprese Skewers

Tea Sandwiches

Greek Phyllo Cups

Prosciutto Wrapped Melon

Shrimp Cocktail

Smoked Salmon Deviled Eggs

Avocado Toast

Shrimp and Watermelon Ceviche

Smoked Tuna Dip

Antipasto Skewers

Assorted Fruit Skewers




SCENIC HILLS
COUNTRY CLUB

•EST. 1958•

(850) 476-0380 | www.scenichills.com

Napkin Color Options



SCENIC HILLS
COUNTRY CLUB

•EST. 1958•

————— (850) 476-0380 | www.scenichills.com



SCENIC HILLS
COUNTRY CLUB
•EST. 1958•

Wedding Commonly Asked Questions

1. What is the process for reserving Scenic Hills Country Club as our wedding venue? What do you require to reserve the date and venue?

To book our venue, we do require a signed contract and a \$1000 deposit.

2. Is the venue fee refundable?

The venue fee and all other event deposits are non-refundable, but are applied towards your event.

3. Do you hold multiple weddings each day?

We only book one wedding per day. We want Scenic Hills to be exclusively yours for your big day.

4. What do you provide as a venue?

We provide use of our outdoor pavilion, banquet room, setup, breakdown, tables, chairs, full length linen tablecloths and linen napkins, chairs, white china with elegant silverware, glassware, dance floor, “get ready” rooms and coordinator services.

5. How long is the duration for our event?

The venue fee provides you with a 5-hour duration for your event. Your time starts at the time of the ceremony and includes additional time for setup & breakdown of decorations.

6. Can we bring in our own cake? Do you provide the knife and server? Will you cut the cake?

Yes, you can bring in your own cake. We do provide a knife and server if you do not wish to bring your own. Our team will be happy to cut and serve the cake for you, as well as save the cake topper. We do ask that the baker/bakery provide a box for the cake topper.



SCENIC HILLS
COUNTRY CLUB
•EST. 1958•

(850) 476-0380 | www.scenichills.com

Wedding Commonly Asked Questions

7. Can we do a menu tasting?

Absolutely! This can be scheduled at your convenience.

8. Can I choose my own vendors?

Absolutely! We are happy to work with anyone you choose. We do have a list of vendors if you would like recommendations. We only recommend vendors that we have worked with in the past that deliver an excellent service and product.

9. How late can our reception extend to?

Indoor receptions can be extended for an additional fee per hour until 12am.

10. What is the service charge?

Our gratuity is 22% on all food and beverages.

11. How are future deposits/payments made and when are they expected?

We accept cash, checks, and all major credit cards. We will determine a payment timeline during the agreement process. The event must be paid in full one week prior to the event.

12. Do you have any particular style of food or special menu items that you specialize in?

All of our menus are customized to your preference of food, time and event, and what season the event takes place in.

13. Is there a price difference between buffet and plated service?

There is an additional charge per person for plated meal options.

14. Could we provide a sentimental family favorite recipe to include in the menu?

Absolutely! We would love to help re-create a special family recipe for you.



Wedding Commonly Asked Questions

15. Who will be the person handling my wedding on my wedding day?

We will have a member of our F&B management team here throughout the duration of the event.

16. Is there a bar available for guest?

Our main bar is open daily and accessible to our event guest. We offer many options for hosting a bar component for your event.

17. Will you provide kids menus?

All children four and under are complimentary. We will be happy to provide a special price for those 5 – 12, as well as offer kids menus. Typical kid's menus include items like chicken tenders, fries, fruit, mac and cheese, etc.

18. Can we view pictures of previous events?

There are links on the events page of the website to previous weddings, as well as on our Facebook page. We will be happy to show you more if you prefer.

19. Will you make provisions for guests with special dietary needs?

We can accommodate vegetarian, vegan, dairy free, and gluten free diets. We can also accommodate allergies if given prior notice.

20. Are we allowed to decorate the rooms?


You may decorate the entrance, banquet room & covered pavilion. We do ask that you refrain from using screws, nails or glue on our walls or ceilings. Command easy release strip and hooks, thumb tacks, floral wire, ribbon or fishing wire may be used.





Wedding Planner

SCENIC HILLS COUNTRY CLUB





Where do I begin?

Congratulations!

You're getting ready to plan one of the bigger events in your life. The planning process can be a bit intimidating if this is your first big party. Sometimes you might even feel like the least original person in the world when you start looking for ideas on Pinterest. If you aren't very creative, the pressure can feel a bit much and the fun is suddenly gone from planning your big day.

This book is designed to help you be an organized bride. It will walk you through every step of the way and help you stay on budget. Crazy, right?

Tip: *Don't lose sight of the bigger picture!*

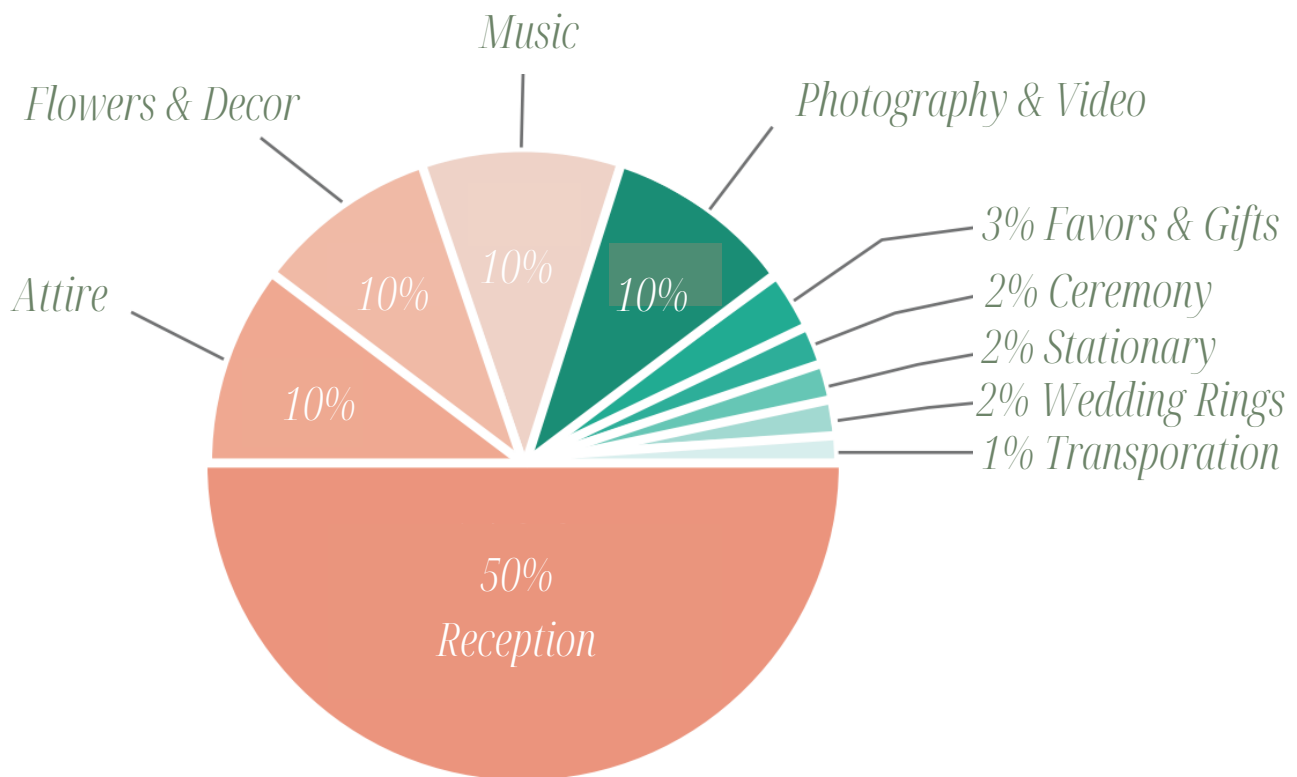
This is YOUR wedding. You and your fiancé's. It's all about the two of you coming together as partners for life. Your day should represent what you both want. Keep your other half involved, and figure out what is both important to you vs. not as important. Don't force it.





Budget Worksheet

Seeing the big picture.



This graph should help you understand how much you should be putting towards each portion of your wedding. If you are a DIY bride, you may take on some of this yourself, such as Flowers & Decor, maybe you'll use an iPod and shuffle a playlist instead of hiring a DJ or band, you can make your own favors & gifts and stationery as well. As you work through your budget, you'll see areas where you can save.





It's important to still include those items in your budget. It's best to dream big and then back off on the areas where you think you can bend a little in your overall vision.

Your Total Budget

\$ _____

When it comes to spending five figures or more of your (or your parents') hard-earned dollars, the responsibility is not to be taken lightly. Use these suggested percentages as a guideline to figure out how much to allot to each component of the big day.

To manage expenses, consider installing computer software like the iDo Wedding Couple Edition, www.elmsoftware.com, which will tabulate the amounts you plug in. Wedding Wire has a program you can use that will help you track expenses and keep yourself on budget. Visit their website: www.weddingwire.com. Use the following pages to begin outlining your budget. Make sure to use pencil, so you can make adjustments.





Who is contributing? How much?

Name _____

Amount _____

Name _____

Amount _____

Name _____

Amount _____

Name _____

Amount _____

If you are able to, it is good to have a separate bank account JUST for your wedding expenses. This removes the temptation to overspend. Whether its an additional savings account or a joint checking account that you and your fiancé can use after your wedding. It will help you out that much more to have it separated from regular day-to-day expenses and keep track of everything easily.





Wedding Guide Checklist

- Set date
- Set budget & divide cost
- Research & visit venues
- Decide on guest list
- Purchase bridal attire
- Find officiant
- Hire wedding coordinator
- Send invitations
- Shop for rings
- Get marriage license
- Register for gifts
- Find a florist
- Reserve tuxedos
- Finalize vendor details
- Send save the dates
- Arrange transportation
- Shop & order wedding cake
- Find makeup & hairstylist
- Bachelorette party
- Bachelor's party
- Set aside checks for vendors
- Distribute wedding timeline
- Finalize everything
- Get married!

NOTES

A large, light green rectangular area intended for taking notes, positioned to the right of the checklist.





NOTES

A large, empty rectangular area with a light green background, intended for writing notes.





Budget Worksheet

Here is a worksheet to help you keep track of your spending.

Reception (50%)	Budgeted Amount	Vendor Estimate	Amount Spent
Venue and Rentals			
Food and Service			
Beverages			
Cake			
Miscellaneous Fees			
Attire (10%)			
Gown and Alterations			
Headpiece and Veil			
Bridal Accessories			
Hair and Makeup			
Groom's Tux or Suit			
Groom's Accessories			
Miscellaneous Fees			



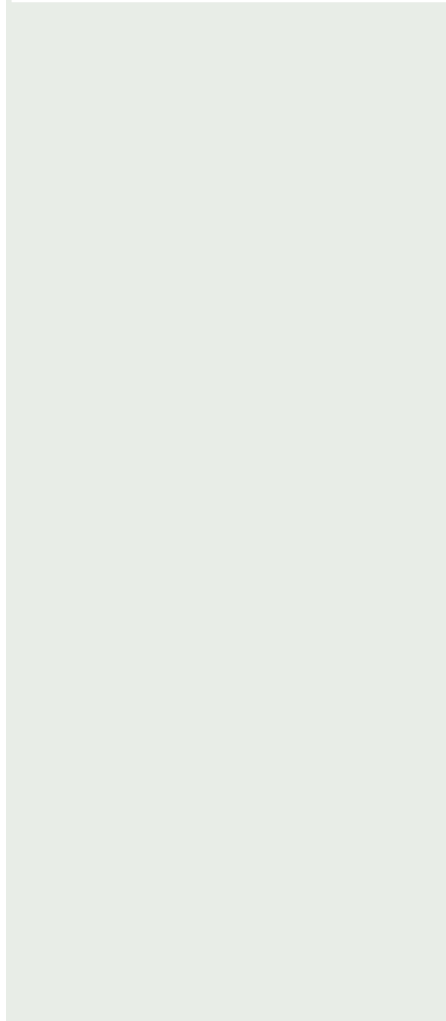
Flowers and Decor	Budgeted Amount	Vendor Estimate	Amount Spent
Ceremony Floral			
Flower Girl Floral			
Ringbearer Pillow			
Bride's Bouquet			
Boutonnieres			
Corsages			
Reception Decor			
Lighting			
Miscellaneous Fees			
Music (10%)			
Ceremony Music			
Cocktail Hour Music			
Reception Music			
Dance Floor Rental			
Miscellaneous Fees			
Groom's Accessories			
Miscellaneous Fees			



Photo & Video (10%)	Budgeted Amount	Vendor Estimate	Amount Spent
Photography			
Videography			
Additional Prints & Albums			
Miscellaneous Fees			
Favors & Gifts (3%)			
Welcome Gifts			
Wedding Party Gifts			
Miscellaneous Fees			
Ceremony (2%)			
Site Fee			
Officiant Fee			
Miscellaneous Fees			
Stationary (2%)			
Save-the-Dates			
Invitations and RSVPS			
Programs			
Seating Cards			
Menu Cards			
Thank You Notes			
Postage			



Rings (2%)	Budgeted Amount	Vendor Estimate	Amount Spent
Bride's Ring			
Grooms Ring			
Transportation (1%)			
Limo/Car Rental			
Wedding Party Rental			
Out of Town Guests			
Valet Parking			
Miscellaneous Fees			





Wedding Vendors

Picking your vendors for the big day may seem overwhelming. The best thing to do is research. Get a feel for what you like, ask your friends or coworkers, and then find vendors that fit your budget and style. Begin your research online, but a personal meeting will help you get a feel for a personality match. Some of the vendors will spend quite a bit of time with you on your big day, so make sure you enjoy their personality. At the meeting, don't feel pressured to sign up with them. Communicate with them and let them know you'll be in touch if you want to move forward.

Be sure to ask a few basic question of all your vendors...

1. What options do you offer?
2. What is an estimate of the cost of services for my event?
3. What is your deposit fee to hold the date?
4. When do you need your deposit by?
5. When is full payment due? Am I able to make payments along the way?
6. What if I change my mind, wedding date, or need to cancel for any reason?
7. Ask for examples of work. (Ex. Videographer, video examples (similar to what you'd be paying for, Catering have a tasting set up, etc.)





Tip: Don't feel pressured or pushed!

It's important that you take the time that you need to be confident in your vendors. This is your money, Your wedding, Your moment. Don't let people talk you into or out of things that matter to you. If you aren't sure, do research before you make your final decision. A good vendor will respect your decisions and offer their expert advice without being pushy.

Vendors

Vendor Name _____

Contact Person _____ Phone _____

Address _____

Estimate/Quote _____ Deposit _____

Date Booked Deposit Paid Approval of Work Paid in Full





Vendors

Vendor Name _____

Contact Person _____ Phone _____

Address _____

Estimate/Quote _____ Deposit _____

Date Booked Deposit Paid Approval of Work Paid in Full

Print additional pages for additional vendors.





9 Months Before

Suggested Checklist

- Start your wedding kit binder
- Set the wedding budget
- Pick your wedding date & time (check available venues and important guests, like your parents)
- Book the ceremony & reception site(s)
- Book your officiant
- Decide on Wedding Party (make sure everyone's available for the date)
- Start thinking about the guest list (ask parents and decide on the general size of the wedding)
- Start researching options for:
 - photographer / videographer
 - florist
 - caterer / bartender
 - music
 - attire
 - decor / rentals
 - cake
 - honeymoon
- Start your premarital counseling plans (if you choose to do so)
- Go dress shopping (you should plan to get one with plenty of time to do fittings/adjustments)
- Take your engagement photos
- Throw an engagement party & celebrate the start of an exciting time!





8 Months Before

Suggested Checklist

- Book the photographer and videographer (a signed contract is a MUST, even for friends!)
- Book the caterer (sometimes they'll come with the reception venue, but sometimes not)
- Book musicians and/or DJ for ceremony and reception
- Buy your wedding dress (and enjoy every minute of the process!)
- Book your wedding cake vendor, if your caterer is not providing the cake
- Start your wedding website
- Start thinking about bridesmaid dress options
- Register for wedding gifts at a few retailers
- Reserve a block of rooms at a hotel for out-of-town guests
- Start gathering addresses for invitations / save-the-dates

Tip: *Consider Hiring a Wedding Coordinator*

If you are going to pay for anything, your money will be well vested in a wedding coordinator. Many offer day of options, but there is nothing more relaxing than knowing you have someone planning this event with you, keeping in touch with vendors and giving you the sense of relief that you can just sit back and enjoy your day stress free.





7 Months Before

Suggested Checklist

- Purchase or make invitations / save-the-dates
- Decide on bridesmaid dresses and flower girl dress (es)
- Book location and food for rehearsal dinner
- Decide and book details for honeymoon plans and flight
- Book tuxedo/suit rentals for groom, groomsmen, ring bearer, and ushers
- Start thinking about decor for ceremony and reception: layout, centerpieces, backdrop, lighting, etc
- Book your florist
- Mail out your save-the-dates
- Book any site rentals you'll need (lighting, chairs/tables, sound system, limos, etc.)





6 Months Before

Suggested Checklist

- Finalize order of ceremony and necessary legal documents with officiant
- Decide on guests for rehearsal dinner
- Finalize guest list for bridal shower & bachelorette party (and make sure your MOH is planning it!)
- Decide on / purchase / make guest book (traditional or non-traditional!)
- Buy or make thank you cards for post-wedding (doesn't hurt to get a head start!)
- Start finalizing some of the decor for ceremony and reception
- Start mapping out your day-of time-line (readings, toasts, first dance, garter/bouquet toss, etc.)
- Start thinking about / looking at rings and wedding bands





5 to 4 Months Before

Suggested Checklist

- Finalize invitations and be sure you have all the addresses you need
- Finalize the look and flavor of the cake with your vendor or caterer
- Have your first dress fitting, and decide on alterations (shop around for the best seamstress!)
- Start thinking about your accessories & undergarments (shoes, jewelry, headpieces, veil, etc.)
- Start talking with your caterer about food and drink options
- Purchase the groom's ring and your wedding band
- Book & Schedule your beauty appointments for the day/week of (hair, makeup, nails, spa, etc.)
- Start thinking about specific music / songs you want played at the ceremony and reception
- Start thinking about wedding favors for guests

Tip: *Breathe In... Breathe Out. Feel Better?*

A wedding is a big event to plan. But it should be fun. If you are feeling the stress it might be a good opportunity to take some time for yourself and get a massage, mani/pedi or take a spa day with your fiancé or best friend(s). Find time to relax.





3 Months Before

Suggested Checklist

- Finalize all of the decor for ceremony and reception
- Finalize the menu and drink options with your caterer
- Finalize flower details with your florist
- Finalize your wedding favors for guests
- Finalize order of ceremony with officiant (readings, acts of unity, prayers, etc.)
- Finalize order of reception (toasts, garter/bouquet toss, cake cutting, getaway, etc.)
- Purchase your accessories and undergarments for your dress
- Print the menus, programs, and any other printed item needed (maps, sign-age, etc.)
- Finalize bridesmaids' and flower girl's accessories (shoes, jewelry, headpieces, etc.)
- Get all measurements from the men for suits/tuxes and pass along to the vendor





2 Months Before

Suggested Checklist

- Mail out the invitations (if this doesn't make it feel real...I don't know what will!)
- Double check ALL venue and vendor bookings / appointments
- Meet with the photographer to discuss must-have shots and expectations
- Finalize specific music / song choices and playlists for ceremony and reception
- Send your local newspaper your wedding announcement and a photo
- Have your bridal shower this month
- Finalize living arrangements for post-wedding, if necessary
- Update registries, if necessary
- Start thinking about special gifts for your wedding party, for your fiancé, and your parents
- Decide on and delegate a post-wedding plan (cleanup, transporting gifts, returning rentals, etc.)
- Don't forget something old, something new, something borrowed, something blue!





1 Month Before

Suggested Checklist

- Encourage any straggling guests to RSVP, nicely!
- Get your marriage license
- Mail out rehearsal dinner invitations, if necessary
- Have your final dress fitting
- Finalize the reception seating arrangement, if necessary
- Purchase special gifts for the wedding party, the groom, and your parents
- Write your vows, if necessary and confirm with officiant
- Have your bachelor and bachelorette parties (it's time to celebrate!)
- Delegate important day / week of tasks
- Finalize any last minute rehearsal plans





Week of Wedding

Suggested Checklist

- Confirm ALL venue and vendor bookings / appointments
- Write out your day-of time-line and give to wedding party, vendors, any other helpers
- Pick up your wedding dress, the tuxes, and any other necessary attire
- Break in your shoes! You'll thank me later.
- Prepare final payments and tips for vendors / venues
- Pack for the honeymoon
- Organize a day-of emergency kit (pins, hairspray, tweezers, lotions, touch-up makeup, etc.)
- Solder your engagement ring and wedding band together, if you're going that route
- GET MARRIED!
- Go on that long-awaited honeymoon!





Wedding Itinerary

Getting Ready

TIME:
Makeup &
Grooming

TIME:
Family Photos

TIME:
First Look or
Wedding
Party Photos

Ceremony

TIME:
Guests Arrive

TIME:
Ceremony
Begins

TIME:
After
Ceremony
Photos

Reception

TIME:
Cocktail Hour

TIME:
Wedding
Party Intro

TIME:
First Dances

TIME:
Dinner

TIME:
Dancing

TIME:
Cake Cutting

TIME:
Send Off





Congratulations!

Welcome to married life. May you have a
blessed and happy one!

